



# 2011-2012 GMT Reports for District (or Undistricted) **District T 3**

GMT: **Open**

Location: **CHILE**

GMT CA: **3**

## CLUBS

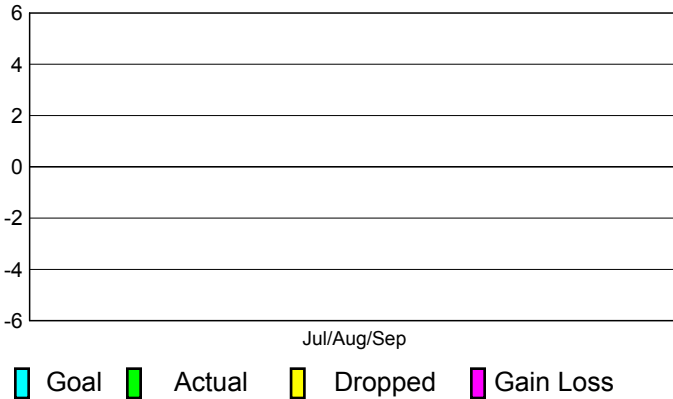
**Club Results**  
2011-2012

**Clubs**  
2010-2011

Month	New Club Goal	Actual New Clubs	Actual Dropped Clubs	Gain/Loss of Clubs	Gain/Loss of Clubs
Jul/Aug/Sep		0	0	0	1
<b>Totals</b>		<b>0</b>	<b>0</b>	<b>0</b>	<b>1</b>

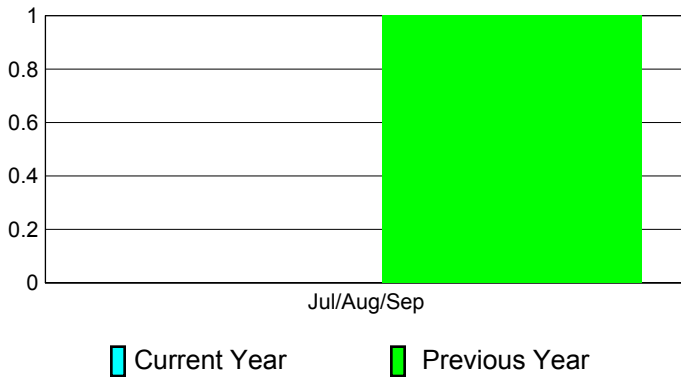
### Club Results 2011-2012

Goal, New, Dropped, Gain/Loss




### Comparison of Club Gain/Loss

Current Year Compared to the Previous Year



### YTD Status Quo Clubs 2011-2012

Status Quo Clubs Compared to Status Quo Members



## MEMBERSHIP

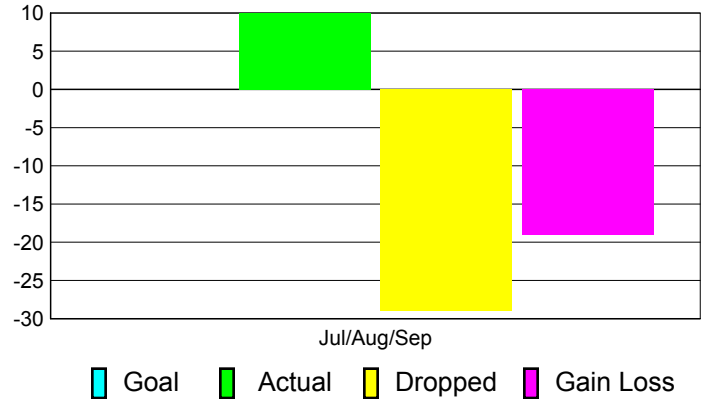
**Membership Results**  
2011-2012

**Membership**  
2010-2011

Month	Net Memb Goal	Actual New Memb	Actual Dropped Memb	Gain/Loss of Memb	Gain/Loss of Memb
Jul/Aug/Sep		10	-29	-19	30
<b>Totals</b>		<b>10</b>	<b>-29</b>	<b>-19</b>	<b>30</b>

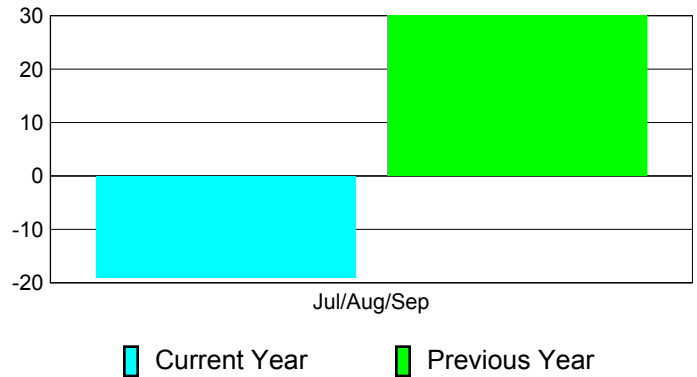
### Membership Results 2011-2012

Goal, New, Dropped, Gain/Loss

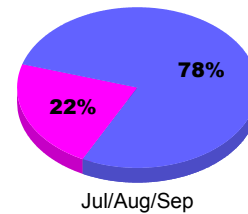


### Comparison of Membership Gain/Loss

Current Year Compared to the Previous Year



### Gender Comparison 2011-2012



Male Female